



**BUILDING CODE COMPLIANCE OFFICE (BCCO)
PRODUCT CONTROL DIVISION**

**MIAMI-DADE COUNTY, FLORIDA
METRO-DADE FLAGLER BUILDING
140 WEST FLAGLER STREET, SUITE 1603
MIAMI, FLORIDA 33130-1563
(305) 375-2901 FAX (305) 375-2908**

NOTICE OF ACCEPTANCE (NOA)

**Aeicor Metal Products, Inc.
450 West McNab Road
Ft. Lauderdale, FL 33309**

SCOPE:

This NOA is being issued under the applicable rules and regulations governing the use of construction materials. The documentation submitted has been reviewed by the BCCO and accepted by the Building Code and Product Review Committee to be used in Miami Dade County and other areas where allowed by the Authority Having Jurisdiction (AHJ).

This NOA shall not be valid after the expiration date stated below. The BCCO (In Miami Dade County) and/or the AHJ (in areas other than Miami Dade County) reserve the right to have this product or material tested for quality assurance purposes. If this product or material fails to perform in the accepted manner, the manufacturer will incur the expense of such testing and the AHJ may immediately revoke, modify, or suspend the use of such product or material within their jurisdiction. BCCO reserves the right to revoke this acceptance, if it is determined by BCCO that this product or material fails to meet the requirements of the applicable building code.

This product is approved as described herein, and has been designed to comply with the Florida Building Code, including the High Velocity Hurricane Zone.

DESCRIPTION: SS-675 Snap Cap Aluminum Roof Panel

LABELING: Each unit shall bear a permanent label with the manufacturer's name or logo, city, state and following statement: "Miami-Dade County Product Control Approved", unless otherwise noted herein.

RENEWAL of this NOA shall be considered after a renewal application has been filed and there has been no change in the applicable building code negatively affecting the performance of this product.

TERMINATION of this NOA will occur after the expiration date or if there has been a revision or change in the materials, use, and/or manufacture of the product or process. Misuse of this NOA as an endorsement of any product, for sales, advertising or any other purposes shall automatically terminate this NOA. Failure to comply with any section of this NOA shall be cause for termination and removal of NOA.

ADVERTISEMENT: The NOA number preceded by the words Miami-Dade County, Florida, and followed by the expiration date may be displayed in advertising literature. If any portion of the NOA is displayed, then it shall be done in its entirety.

INSPECTION: A copy of this entire NOA shall be provided to the user by the manufacturer or its distributors and shall be available for inspection at the job site at the request of the Building Official.

This NOA consists of pages 1 through 5.

The submitted documentation was reviewed by Frank Zuloaga, RRC



**NOA No.: 04-0204.06
Expiration Date: 04/16/09
Approval Date: 04/16/04
Page 1 of 5**

ROOFING ASSEMBLY APPROVAL:

Category: Roofing
Sub-Category: Non-Structural Metal Roofing
Material: Aluminum
Deck Type: Wood
Maximum Design Pressure See Table A
Fire Classification Pressure See General Limitation #1

TRADE NAMES OF PRODUCTS MANUFACTURED OR LABELED BY APPLICANT:

<u>Product</u>	<u>Dimensions</u>	<u>Test Specifications</u>	<u>Product Description</u>
SS-675 Snap Cap	Length: various Height: 1 3/4" Width : 12" & 16" Thickness 0.032"	TAS 110	Aluminum, preformed, standing seam, coated, pre-finished, metal panels.
Panel Clips	Length: 2" Height: 1 7/8" Width: 2 3/8" Thickness 0.050"		Stainless Steel, formed, clips for panel installation

EVIDENCE SUBMITTED

<u>Test Agency</u>	<u>Test Identifier</u>	<u>Test Name/Report</u>	<u>Date</u>
PRI Asphalt Technologies, Inc.	AMPI-001-02-01	TAS 100	10/21/03
The Valspar Corporation	Technical Literature	ASTM B 117	Sept. 1993
Hurricane Test Laboratory, Inc.	#0154-1101-03	TAS 125	12/01/03



NOA No.: 04-0204.06
Expiration Date: 04/16/09
Approval Date: 04/16/04
Page 2 of 5

- SYSTEM:** SS-675 Aluminum Standing Seam Roof Panel
- Deck Type:** Wood, Non-insulated
- Deck Description:** $1\frac{9}{32}$ " or greater plywood or wood plank.
- Slope Range:** 2":12" or greater
- Deck Attachment:** In accordance with applicable Building Code, but in no case it shall be less than 8d annular ring shank nails spaced 6" o.c. In reroofing, where the deck is less than $1\frac{9}{32}$ " thick (Minimum $1\frac{5}{32}$ ") The above attachment method must be in addition to existing attachment.
- Underlayment:** Minimum underlayment shall be a ASTM D 226 Type II installed with a minimum 4" side-laps and 6" end-laps. Underlayment shall be fastened with corrosion resistant tin-caps and $1\frac{1}{4}$ " annular ring-shank nails, spaced 6" o.c. at all laps and two staggered rows 12" o.c. in the field of the roll. Or, any Miami-Dade County Product Control Approved underlayment having a current NOA.
- Valleys:** Valley construction shall be in compliance with Roofing Application Standard RAS 133 and with Aecor Metal Products current published installation instructions.
- Fire Barrier Board:** Any approved fire barrier having a current NOA. Or for a class A or B fire rating, install minimum $\frac{1}{4}$ " thick Georgia Pacific "Dens Deck" (with current NOA) or minimum 4mm thick of Tritex, RockRoof (with current NOA) or $\frac{5}{8}$ " water resistant type X gypsum sheathing with treated core and facer.
- Metal Panels and Accessories:** Install the "SS-675 Snap Cap Panels" and accessories in compliance with Aecor Metal Products current, published installation instructions and details. Flashing, penetrations, valley construction and other details shall be constructed in compliance with the minimum requirements provided in Roofing Application Standards RAS 133. Panels shall be installed with stainless steel clips (2" long x $2\frac{3}{8}$ " wide x $1\frac{7}{8}$ " tall), attached to substrate with two Stainless steel #8 Wafer Head Torx screw of sufficient length to penetrate through the sheathing a minimum of $\frac{3}{16}$ ". Clip fastening shall be at maximum spacing as described below in Table A. The female rib of panel is snapped over the male rib of panel.



**TABLE A
MAXIMUM DESIGN PRESSURES**

Roof Areas	Field	Perimeter and Corner¹
Maximum Design Pressures	-89.75 psf	-123.5 psf
Maximum Clip Spacing	16" o.c.	12" o.c.
1. Extrapolation shall not be allowed		

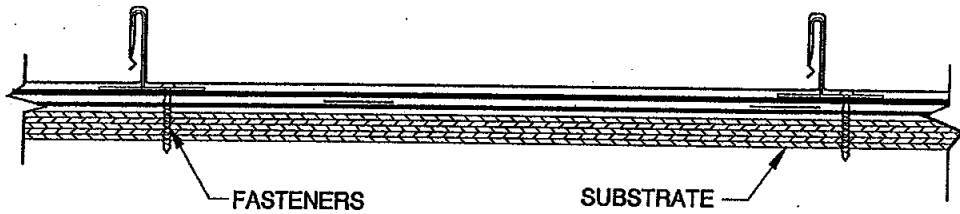
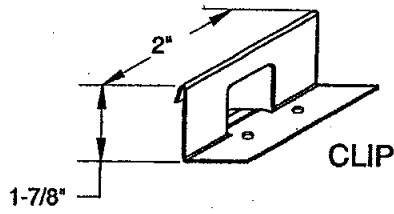
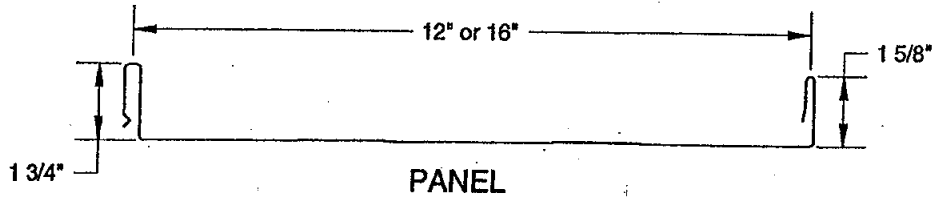
GENERAL LIMITATIONS:

1. Fire classification is not part of this acceptance; refer to a current Approved Roofing Materials Directory for fire ratings of this product.
2. Neither rational analysis, nor extrapolation shall be permitted for the maximum design pressures listed in the "Perimeter and Corner" roof areas as noted in Table "A" herein.
3. Panels shall be roll formed in continuous lengths from eave to ridge. Maximum lengths shall be as described in Roofing Application Standard RAS 133.
4. All panels shall be permanently labeled with the manufacturer's name or logo, city, state and the following statement: "Miami Dade County Product Control Approved".
5. All products listed herein shall have a quality assurance audit in accordance with the Florida Building Code and Rule 9B-72 of the Florida Administrative Code.



PROFILE DRAWINGS

AEICOR SS-675 PANEL AND ATTACHMENT CLIP



PANEL WITH CLIP & FASTENERS

END OF THIS ACCEPTANCE

